


# **YAMATO**

## **INDUSTRIAL SEWING MACHINE**

### **ILLUSTRATED SPARE PARTS LIST FOR DC CLASS OVERLOCK MACHINES**

**MODEL DC-1  
DC-1H  
DC-2  
DC-3  
DC-3T  
DC-4  
DC-5  
DC-6  
DC-15  
DC-20H  
DC-51**



**KONDO SEWING MACHINE CO., LTD.**

From the library of: Superior Sewing Machine & Supply LLC

## INSTRUCTION FOR USING CATALOGUE TO ORDER PARTS

The Model DC-1 machine is the basic machine used in compiling this catalogue that is the majority of parts used in the model DC-1 are used in all the models of the DC class machine.


Specialized parts used to make DC-1H, DC-2, DC-3, DC-3T, DC-5, DC-6, DC-15, DC-20H and DC-51 are listed on page 5 to 13.

To find a parts needed, note model number on the machine for which the part is wanted, and then what mechanism to be belonged.

This catalogue is illustrating each mechanism and are shown on each pages.

### MECHANISM INDEX

MISCELLANEOUS COVERS AND PARTS FOR DC-1.....	Page	1.
NEEDLE BAR & TRIMMING MECHANISM FOR DC-1.....	”	2.
CRANK SHAFT, LEFT & RIGHT LOOPER MECHANISM FOR DC-1.....	”	3.
PRESSER LEVER, FOOT & LIFTING, & FEEDING MECHANISM FOR DC-1	”	4.
SPECIALIZED PARTS FOR DC-1H.....	”	5.
SPECIALIZED PARTS FOR DC-2.....	”	6.
SPECIALIZED PARTS FOR DC-4.....	”	7.
SPECIALIZED PARTS FOR DC-3, DC-3T, DC-5, & DC-15.....	”	8.
SPECIALIZED PARTS FOR DC-6.....	”	9.
SPECIALIZED PARTS FOR DC-20H.....	”	10.
SPECIALIZED PARTS FOR DC-51.....	Page 11 to	13.



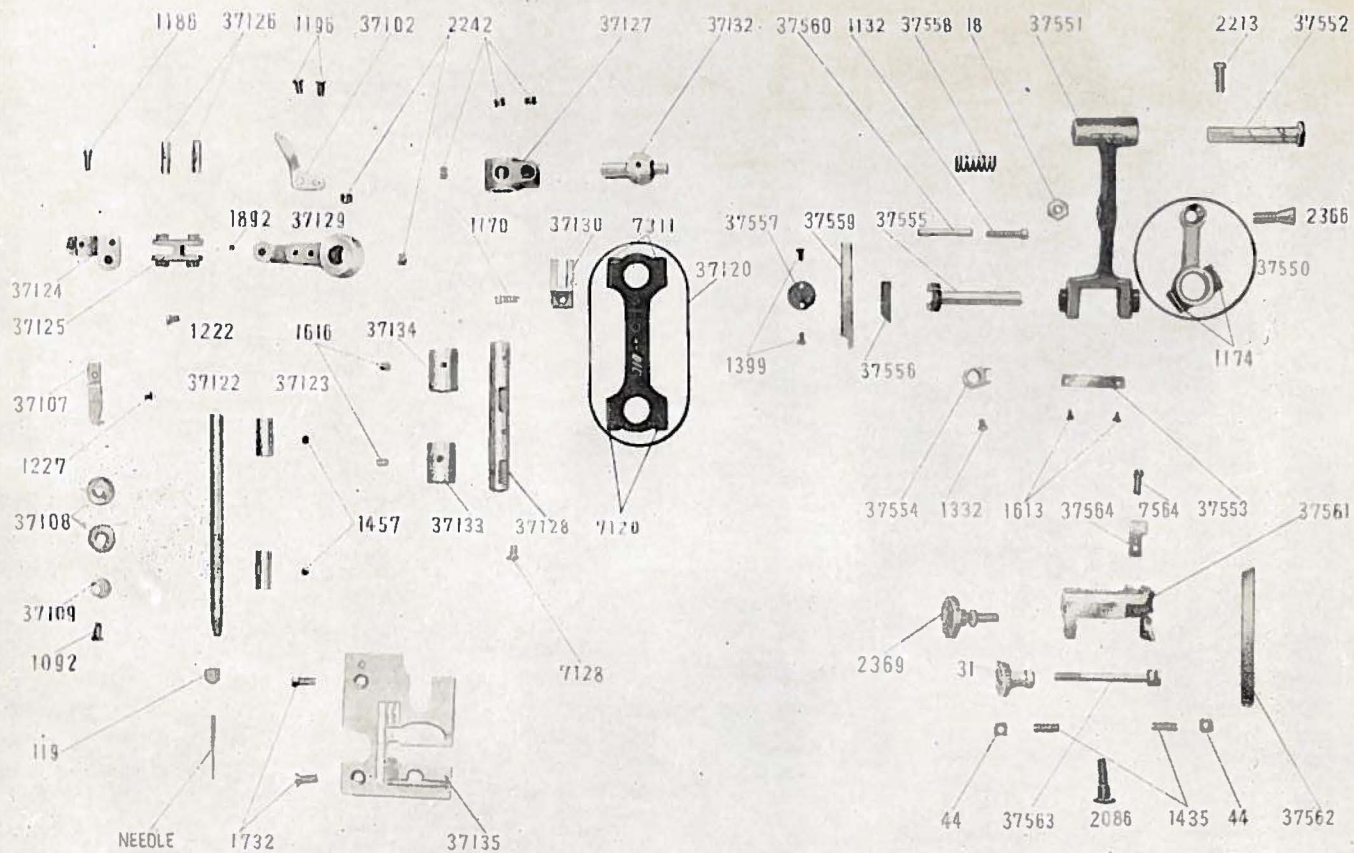
MISCELLANEOUS COVERS AND PARTS FOR DC-1  
(SEE PLATE No. 1)

Parts Nos: DESCRIPTION:

56 Tension (left & right hand looper thread) regulating thumb nut.  
 „ Tension (needle thread) regulating thumb nut.  
 144 Cloth plate hinge screw nut.  
 554 Chip guard bracket thumb screw washer.  
 1111 Tension (looper & needle thread) disc.  
 1175 Chip guard extension set screw.  
 1202 Chip guard set screw.  
 1216 Thread (needle) eyelet screw.  
 „ Thread (right hand looper) staple screw.  
 1218 Chip guard bracket thumb screw.  
 1326 Frame side cover (left & right) set screw.  
 1333 Feed (front) regulator indicator plate set screw.  
 1457 Thread (left hand looper) tube set screw.  
 1732 Frame top cover screw.  
 1817 Tension (left & right hand looper thread) stud.  
 1904 Tension (needle thread) stud.  
 1923 Machine cushion screw.  
 2419 Cloth plate hinge screw.  
 37004 Machine base.

Parts Nos: DESCRIPTION:

37005 Frame top cover.  
 37014 Frame side cover (right) hinged.  
 37015 Frame side cover ((right) lock spring.  
 37016 Thread (left hand looper) guide.  
 37020 Cloth plate complete.  
 37021 Frame side cover (left) complete.  
 37101 Thread (needle) eyelet.  
 37103 Thread (left hand looper) tube.  
 37104 Thread (right hand looper) staple.  
 37105 Tension (needle thread) thread guide plate.  
 37106 Tension (right hand looper thread) thread guide plate.  
 37113 Tension (needle thread) spring.  
 37114 Tension (left & right hand looper thread) spring  
 37116 Chip guard bracket.  
 37117 Chip guard.  
 37118 Chip guard extension.  
 37407 Feed (front) regulator indicator plate.  
 37819 Machine cushion.



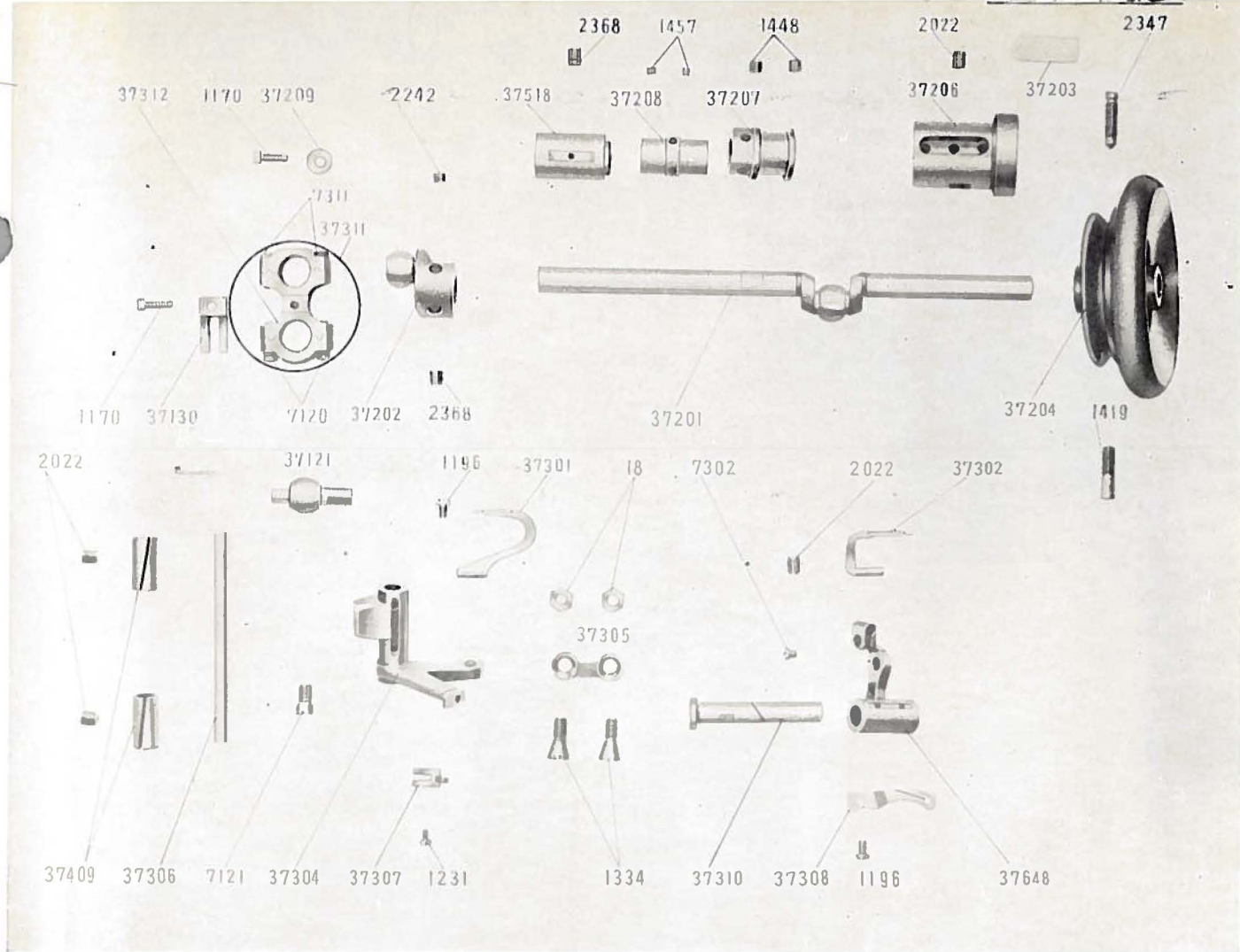
NEEDLE BAR & TRIMMING MECHANISM FOR DC-1  
(SEE PLATE No. 2)

Parts Nos: DESCRIPTION:

16	Knife (movable) lever connection hinge screw nut.
31	Knife (stationary) clamping stud thumb nut.
44	Knife (stationary) holder stop screw nut.
119	Needle clamping nut.
1092	Needle bar thread retainer screw.
1132	Knife (movable) holder screw.
1170	Needle bar connecting rod guide screw.
1174	Knife (movable) lever connection cap screw.
1186	Needle bar connecting bracket screw.
1196	Thread (needle) take-up screw.
1222	Needle bar connecting link hinge pin set screw for 37124.
1227	Needle bar thread retainer bracket screw.
1332	Knife (movable) holder guide set screw.
1399	Knife (movable) holder cap screw.
1435	Knife (stationary) holder stop screw.
1457	Needle bar bushing set screw.
1613	Knife (movable) holder guide plate screw.
1616	Needle bar crank shaft bushing set screw.
1732	Throat plate screw.
1892	Needle bar connecting link hinge pin set screw for 37128.
2086	Knife (stationary) holder screw.
2213	Knife (movable) lever hinge stud set screw.
2242	Needle bar crank set screw.
2366	Knife (movable) lever connection hinge screw.
2369	Knife (stationary) holder regulating thumb screw.
7120	Needle bar connecting rod cap screw (lower)
7128	Needle bar crank shaft cap screw.
7311	Needle bar connecting rod cap screw (upper)
7564	Needle guard set screw.
37102	Thread (needle) take-up.
37107	Needle bar thread retainer bracket.
37108	Needle bar thread retainer disc.

Parts Nos: DESCRIPTION:

37109	Needle bar thread retainer spring.
37120	Needle bar connecting rod complete set.
37122	Needle bar
37123	Needle bar bushing.
37124	Needle bar connecting bracket.
37125	Needle bar connecting link.
37126	Needle bar connecting link hinge pin.
37127	Needle bar crank (back).
37128	Needle bar crank shaft.
37129	Needle bar crank (front).
37130	Needle bar connecting rod guide.
37132	Needle bar crank (back) ball stud.
37133	Needle bar crank shaft bushing (front).
37134	Needle bar crank shaft bushing (back).
37135	Throat plate.
37550	Knife (movable) lever connection complete.
37551	Knife (movable) lever.
37552	Knife (movable) lever hinge stud.
37553	Knife (movable) holder guide plate.
37554	Knife (movable) holder guide.
37555	Knife (movable) holder.
37556	Knife (movable) gib.
37557	Knife (movable) holder cap.
37558	Knife (movable) holder spring.
37559	Knife (movable)
37560	Knife (movable) holder extension pin.
37561	Knife (stationary) holder.
37562	Knife (stationary).
37563	Knife (stationary) clamping stud.
37564	Needle guard.
	Needle DC X 1 (Similar to singer 81 x 1)



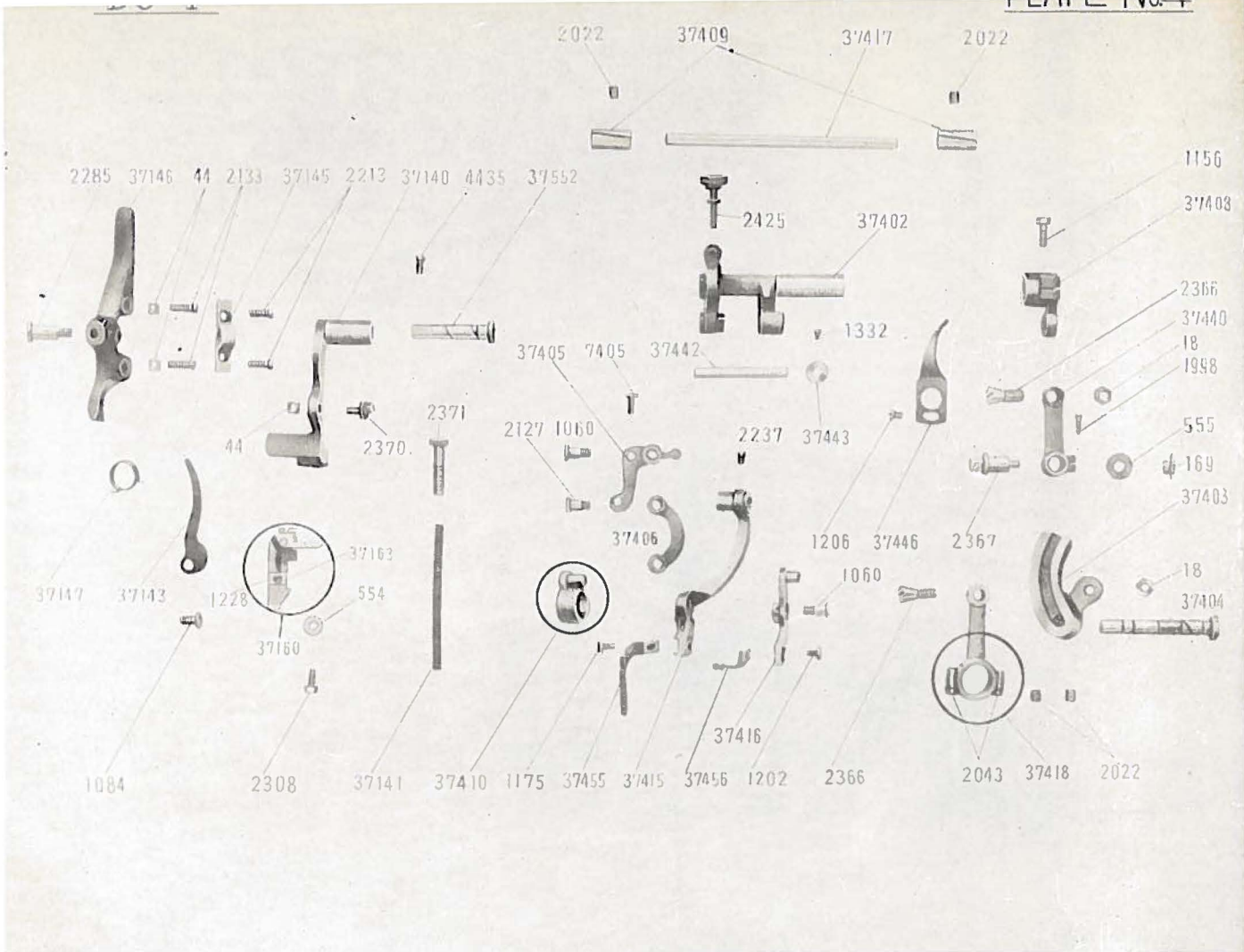
**CRANK SHAFT, LEFT & RIGHT LOOPER MECHANISM FOR DC-1  
(SEE PLATE No. 3)**

**Parts Nos: DESCRIPTION:**

- 18 Looper (left hand) lever connecting link hinge screw nut.
- 1170 Looper (right hand) & spreader lever connection guide screw.
  - » Frame rotary shaft crank ball cap screw.
- 1196 Looper (right hand) & spreader set screw.
  - » Thread (right hand looper) take-up screw.
- 1231 Thread (left hand looper) eyelet screw.
- 1334 Looper (left hand) lever connecting link hinge screw.
- 1419 Balance wheel set screw.
- 1448 Feed (front) eccentric set screw.
- 1457 Feed (front) lifting eccentric set screw.
- 2022 Frame rotary shaft flanged bushing set screw.
  - » Looper (left hand) lever hinge stud set screw.
  - » Looper (right hand) & spreader lever hinge pin bushing set screw.
- 2242 Frame rotary shaft crank set screw.
- 2347 Balance wheel position screw.
- 2368 Frame rotary shaft bushing (left) set screw.
  - » Frame rotary shaft crank position screw.
- 7120 Looper (right hand) & spreader lever connection cap screw (lower).
- 7121 Looper (right hand) & spreader lever ball stud set screw.
- 7302 Looper (left hand) lever clamping screw.
- 7311 Looper (right hand) & spreader lever connection cap screw (upper).
- 37121 Looper (right hand) & spreader lever ball stud.

**Parts Nos: DESCRIPTION:**

- 37130 Looper (right hand) & spreader lever connection guide.
- 37201 Frame rotary shaft.
- 37202 Frame rotary shaft crank.
- 37203 Oil wick for frame rotary shaft flanged bushing.
- 37204 Balance wheel.
- 37206 Frame rotary shaft flanged bushing.
- 37207 Feed (front) eccentric.
- 37208 Feed (front) lifting eccentric.
- 37209 Frame rotary shaft crank ball cap
- 37255 Spreader (Picture not shown, see plate No. 8)
- 37301 Looper (right hand).
- 37302 Looper (left hand).
- 37304 Looper (right hand) & spreader lever.
- 37305 Looper (left hand) lever connecting link.
- 37306 Looper (right hand) & spreader lever hinge pin.
- 37307 Thread (left hand looper) eyelet.
- 37308 Thread (right hand looper) take-up.
- 37310 Looper (left hand) lever hinge stud.
- 37311 Looper (right hand) & spreader lever connection.
- 37409 Looper (right hand) & spreader lever hinge pin bushing.
- 37518 Frame rotary shaft bushing (left).
- 37648 Looper (left hand) lever.



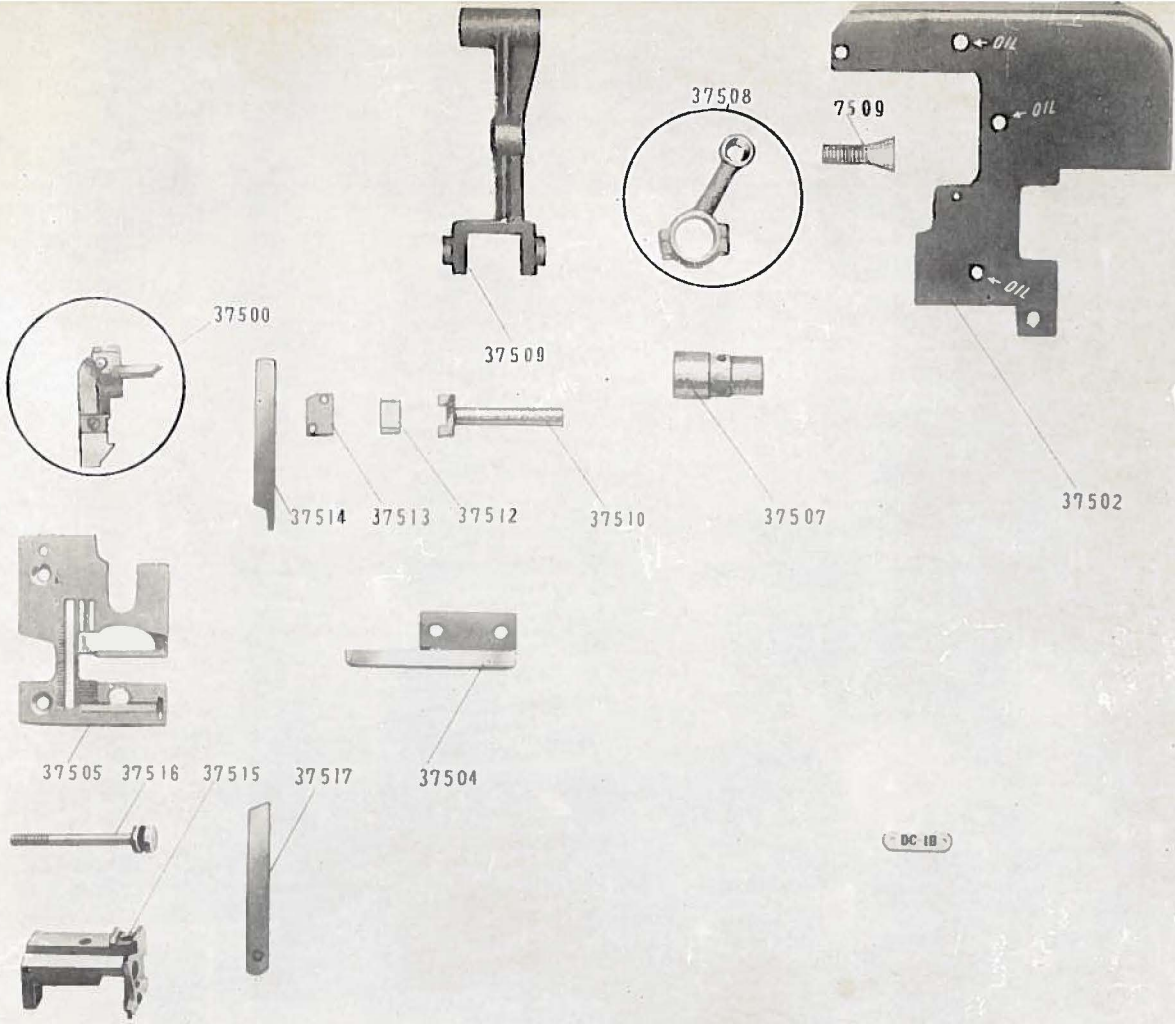
**PRESSER LEVER, FOOT & LIFTING, & FEEDING MECHANISM FOR DC-1  
(SEE PLATE No. 4)**

**Parts Nos: DESCRIPTION:**

- 18 Feed (front) connecting rod hinge screw nut.
- " Feed (front) regulator connection hinge screw nut.
- 44 Lifting lever stop screw nut.
- " Presser lever screw stud nut.
- 169 Feed (front) regulating screw stud nut.
- 554 Presser foot screw washer.
- 555 Feed (front) regulating screw stud washer.
- 1060 Feed (back) bar hinge screw.
- " Feed (back) regulator hinge screw.
- 1084 Presser lever lifter hinge screw.
- 1156 Feed (front) rock shaft crank clamping screw.
- 1175 Feed (front) dog screw.
- 1202 Feed (back) dog screw.
- 1206 Feed (front) regulator indicator screw.
- 1228 Presser foot chaining-off finger screw.
- 1332 Feed (front) bar hinge pin collar set screw.
- 1998 Feed (front) regulator connection clamping screw.
- 2022 Feed (front) rock shaft hinge pin bushing set screw.
- " Feed (front) regulator set screw.
- 2043 Feed (front) connecting rod cap screw.
- 2127 Feed (front) connecting link screw.
- 2133 Lifting lever stop screw.
- 2213 Lifting lever bracket screw.
- 2237 Feed (front) bar hinge pin set screw.
- 2285 Lifting lever hinge screw.
- 2308 Presser foot screw.
- 2366 Feed (front) regulator connection hinge screw.
- " Feed (front) connecting rod hinge screw.
- 2367 Feed (front) regulatating screw stud.
- 2370 Presser lever screw stud (eccentric).
- 2371 Pressure regulating thumb screw.

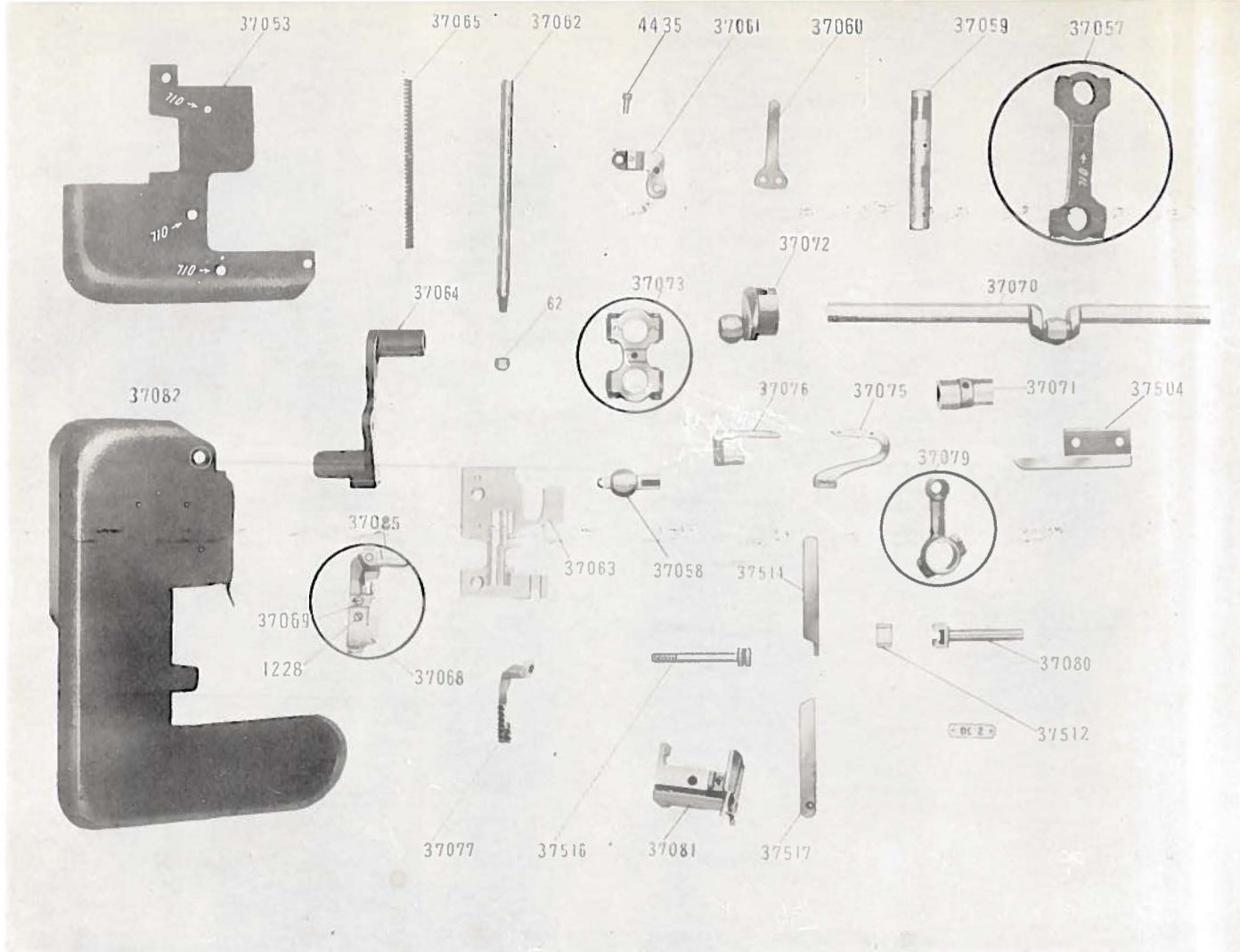
**Parts Nos: DESCRIPTION**

- 2425 Feed (back) regulator thumb screw.
- 4435 Presser lever hinge stud set screw.
- 7405 Feed (back) regulator set screw.
- 37140 Presser lever.
- 37141 Presser lever spring.
- 37143 Presser lever lifter.
- 37145 Presser lever bracket.
- 37146 Lifting lever.
- 37147 Lifting lever spring.
- 37160 Presser foot complete set.
- 37163 Presser foot chaining-off finger.
- 37402 Feed (front) rock shaft.
- 37403 Feed (front) regulator.
- 37404 Feed (front) regulator hinge stud.
- 37405 Feed (back) regulator.
- 37406 Feed (front) connecting link.
- 37408 Feed (front) rock shaft crank.
- 37409 Feed (front) rock shaft hinge pin bushing.
- 37410 Feed (front) lifting eccentric connection complete.
- 37415 Feed (front) bar.
- 37416 Feed (back) bar.
- 37417 Feed (front) rock shaft hinge pin.
- 37418 Feed (front) connecting rod complete set.
- 37440 Feed (front) regulator connection.
- 37442 Feed (front) bar hinge pin.
- 37443 Feed (front) bar hinge pin collar.
- 37446 Feed (front) regulator indicator.
- 37455 Feed (front) dog.
- 37456 Feed (back) dog.
- 37552 Presser lever hinge stud.



**SPECIALIZED PARTS FOR DC-1H  
(SEE PLATE No. 5)**

parts Nos:	DESCRIPTION	Parts Nos:	DESCRIPTION:
7509	Knife (movable) lever connection hinge screw.	37510	Knife (movable) holder.
37500	Presser foot complete set.	37512	Knife (movable) gib.
37502	Frame top cover.	37513	Knife (movable) holder cap.
37504	Chip guard extension.	37514	Knife (movable).
37505	Throat plate.	37515	Knife (stationary) holder.
37507	Feed (front) lifting eccentric.	37516	Knife (stationary) clamping stud.
37508	Knife (movable) lever connection complete.	37517	Knife (stationary).
37509	Knife (movable) lever.		



**SPECIALIZED PARTS FOR DC-2  
(SEE PLATE No. 6)**

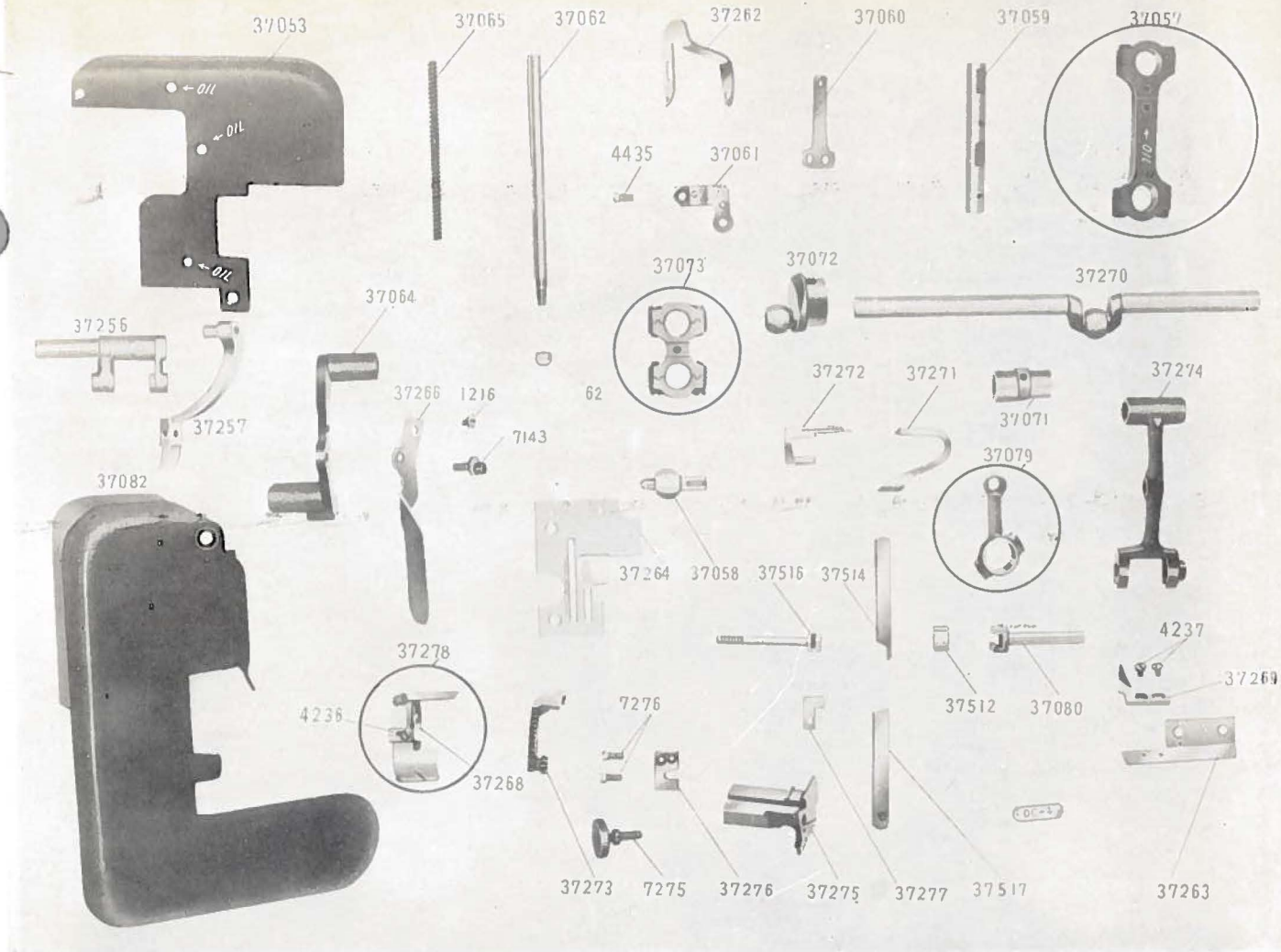
**Parts Nos: DESCRIPTION:**

- 62 Needle clamping nut.
- 1228 Auxiliary presser foot screw.
- 4435 Needle bar connecting bracket screw.
- 37053 Frame top cover.
- 37057 Needle bar connecting rod complete set.
- 37058 Looper (right hand) lever ball stud.
- 37059 Needle bar crank shaft.
- 37060 Thread (needle) take-up.
- 37061 Needle bar connecting bracket.
- 37062 Needle bar.
- 37063 Throat plate.
- 37064 Presser lever.
- 37065 Presser lever spring.
- 37068 Auxiliary presser foot.
- 37069 Presser foot chaining-off finger.
- 37070 Frame rotary shaft.

**Parts Nos: DESCRIPTION:**

- 37071 Feed (front) lifting eccentric.
- 37072 Frame rotary shaft crank.
- 37073 Looper (right hand) lever connection.
- 37075 Looper (right hand).
- 37076 Looper (left hand).
- 37077 Feed (front) dog.
- 37079 Knife (movable) lever connection complete.
- 37080 Knife (movable) holder.
- 37081 Knife (stationary) holder.
- 37082 Cloth plate complete set.
- 37085 Presser foot complete set.
- 37504 Chip guard extension.
- 37512 Knife (movable) gib.
- 37514 Knife (movable).
- 37516 Knife (stationary) clamping stud.
- 37517 Knife (stationary).





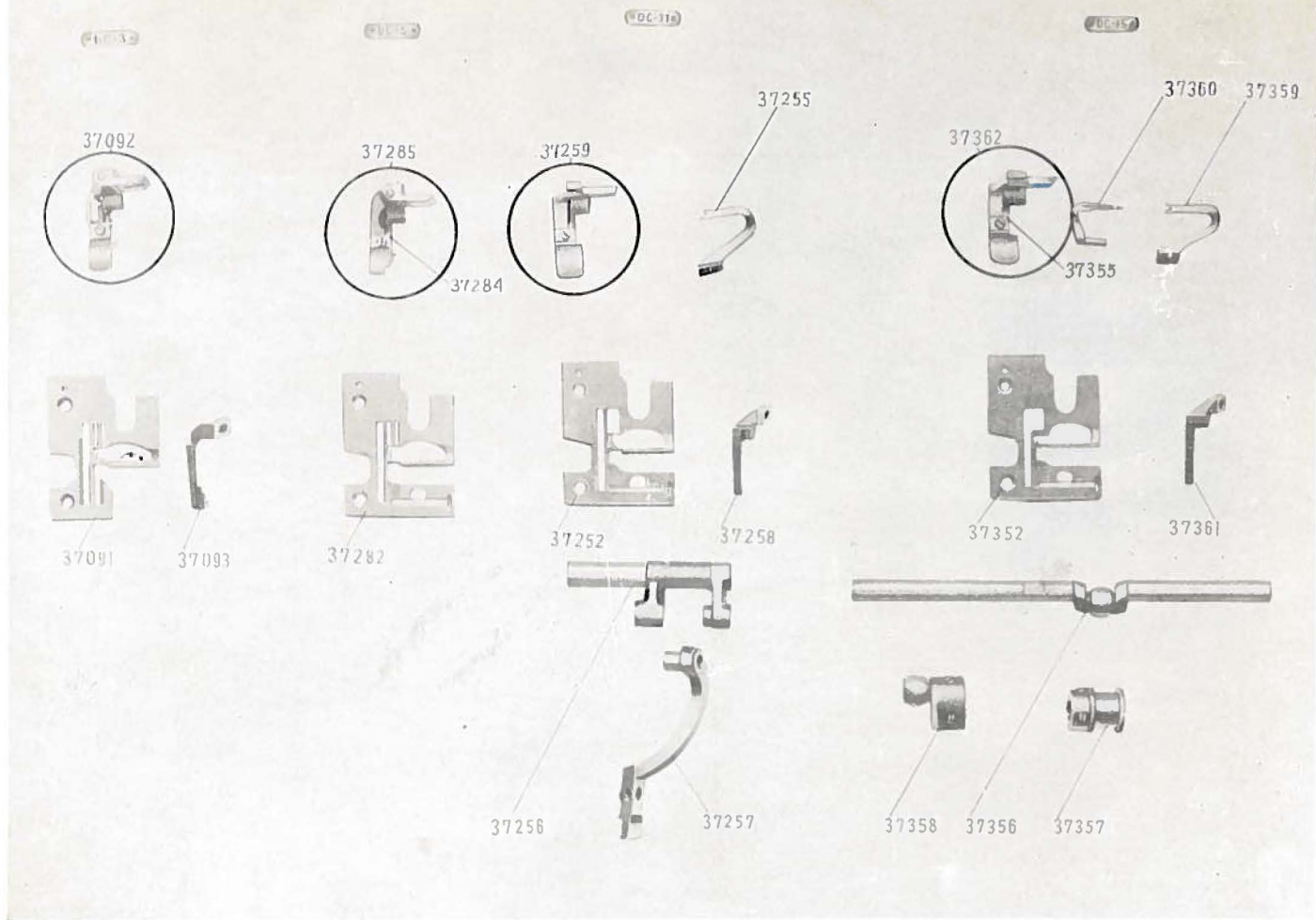
**SPECIALIZED PARTS FOR DC-4  
(SEE PLATE No. 7)**

**Parts Nos: DESCRIPTION :**

- 62 Needle clamping nut.
- 1216 Auxiliary presser lever lifter screw.
- 4236 Presser foot chaining-off finger screw.
- 4237 Auxiliary chaining-off finger screw.
- 4435 Needle bar connecting bracket clamping screw.
- 7143 Presser lever screw stud (eccentric).
- 7275 Knife (stationary) holder regulating thumb screw.
- 7276 Knife (stationary) holder regulating plate screw.
- 37053 Frame top cover.
- 37057 Needle bar connecting rod complete set.
- 37058 Looper (right hand) lever ball stud.
- 37059 Needle bar crank shaft.
- 37060 Thread (needle) take-up.
- 37061 Needle bar connecting bracket.
- 37062 Needle bar.
- 37064 Presser lever.
- 37065 Presser lever spring.
- 37071 Feed (front) lifting eccentric.
- 37072 Frame rotary shaft crank.
- 37073 Looper (right hand) lever connection.
- 37079 Knife (movable) lever connection complete.
- 37080 Knife (movable) holder.

**Parts Nos: DESCRIPTION:**

- 37082 Cloth plate complete set.
- 37256 Feed rock shaft.
- (37257) Feed bar. (changed to new No. 37279).
- 37262 Thread (needle) eyelet.
- 37263 Chip guard extension.
- 37264 Throat plate.
- 37266 Auxiliary presser lever lifter.
- 37268 Presser foot chaining-off finger.
- 37269 Auxiliary chaining-off finger.
- 37270 Frame rotary shaft.
- 37271 Looper (right hand).
- 37272 Looper (left hand).
- 37273 Feed dog.
- 37274 Knife (movable) lever.
- 37275 Knife (stationary) holder.
- 37276 Knife (stationary) holder regulating plate.
- 37277 Needle guard.
- 37278 Presser foot complete set.
- 37512 Knife (movable) gib.
- 37514 Knife (movable).
- 37516 Knife (stationary) clamping stud.
- 37517 Knife (stationary).



**SPECIALIZED PARTS FOR DC-3, DC-3T, DC-5, & DC-15  
(SEE PLATE No. 8)**

**DC-3**

- Parts Nos: DESCRIPTION:  
 37091 Throat plate.  
 37092 Presser foot complete set.  
 37093 Feed (front) dog.

**DC-3T**


- 37252 Throat plate.  
 37255 Spreader.  
 37256 Feed rock shaft (For DC-3T & DC-15).  
 37257 Feed bar (For DC-3T & DC-15).  
 37258 Feed dog.  
 37259 Presser foot complete set.

**DC-5**

- Parts Nos: DESCRIPTION:  
 37282 Throat plate.  
 37284 Presser foot chaining-off finger.  
 37285 Presser foot complete set.

**DC-15**

- 37352 Throat plate.  
 37355 Presser foot chaining-off finger.  
 37356 Frame rotary shaft.  
 37357 Feed eccentric.  
 37358 Frame rotary shaft crank.  
 37359 Spreader.  
 37360 Looper (left hand).  
 37361 Feed dog.  
 37362 Presser foot complete set.




**SPECIALIZED PARTS FOR DC-6  
(SEE PLATE No. 9)**

**Parts Nos: DESCRIPTION:**

- 62 Needle clamping nut.
- 1216 Auxiliary presser lever lifter screw.
- 4435 Needle bar connecting bracket screw.
- 7143 Presser lever screw stud eccentric.
- 7275 Knife (stationary) holder regulating thumb screw.
- 7276 Knife (stationary) holder regulating plate. screw.
- 37053 Frame top cover.
- 37057 Needle bar connecting rod complete set.
- 37058 Looper (right hand) lever ball stud.
- 37059 Needle bar crank shaft.
- 37060 Thread (needle) take-up.
- 37061 Needle bar connecting bracket.
- 37062 Needle bar.
- 37064 Presser lever.
- 37065 Presser lever spring.
- 37071 Feed (front) lifting eccentric.
- 37072 Frame rotary shaft crank.
- 37073 Looper (right hand) lever connection.
- 37079 Knife (movable) lever connection complete.
- 37080 Knife (movable) holder.
- 37082 Cloth plate complete set.

**Parts Nos : DESCRIPTION:**

- 37256 Feed rock shaft.
- (37257) Feed bar (changed to new No. 37279).
- 37262 Thread (needle) eyelet.
- 37264 Throat plate.
- 37266 Auxiliary presser lever lifter.
- 37270 Frame rotary shaft.
- 37271 Looper (right hand).
- 37272 Looper (left hand).
- 37273 Feed dog.
- 37274 Knife (movable) lever.
- 37275 Knife (stationary) holder.
- 37276 Knife (stationary) holder regulating plate.
- 37277 Needle guard.
- 37292 Presser foot chaining-off finger.
- 37293 Presser foot complete set.
- 37504 Chip guard extension
- 37512 Knife (movable) gib.
- 37514 Knife (movable).
- 37516 Knife (stationary) clamping stud.
- 37517 Knife (stationary).



**SPECIALIZED PARTS FOR DC-20H  
(SEE PLATE No. 10)**

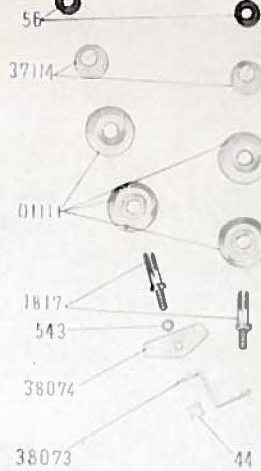

**Parts Nos: DESCRIPTION:**

- 44 Tension (needle thread) stud nut.
- 56 Tension (needle thread) regulating thumb nut.
- 554 Tension (needle thread) thread guide plate screw washer.
- 1111 Tension (needle thread) disc.
- 1904 Tension (needle thread) stud.
- 2308 Tension (needle thread) thread guide plate screw.
- 3311 Needle clamping screw.
- 7509 Knife (movable) lever connection hinge screw.
- 37113 Tension (needle thread) spring.
- 37366 Frame side cover (left) complete.
- 37368 Thread (needle) eyelet.
- 37369 Tension (needle thread) thread guide plate.
- 37370 Needle bar thread retainer bracket.
- 37372 Needle bar.
- 37373 Needle clamp.
- 37376 Presser foot chaining-off finger.



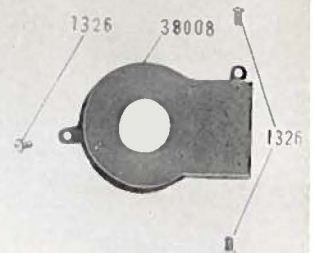



**Parts Nos: DESCRIPTION:**

- 37382 Looper (right hand).
- 37383 Thread (right hand looper) take-up.
- 37502 Frame top cover.
- 37504 Chip guard extension.
- 37507 Feed (front) lifting eccentric.
- 37508 Knife (movable) lever connection complete.
- 37510 Knife (movable) holder.
- 37512 Knife (movable) gib.
- 37513 Knife (movable) holder cap.
- 37514 Knife (movable).
- 37515 Knife (stationary) holder.
- 37516 Knife (stationary) clamping stud.
- 37517 Knife (stationary).
- 37732 Throat plate.
- 37734 Presser foot complete set.
- 37735 Knife (movable) lever.

38096



7609



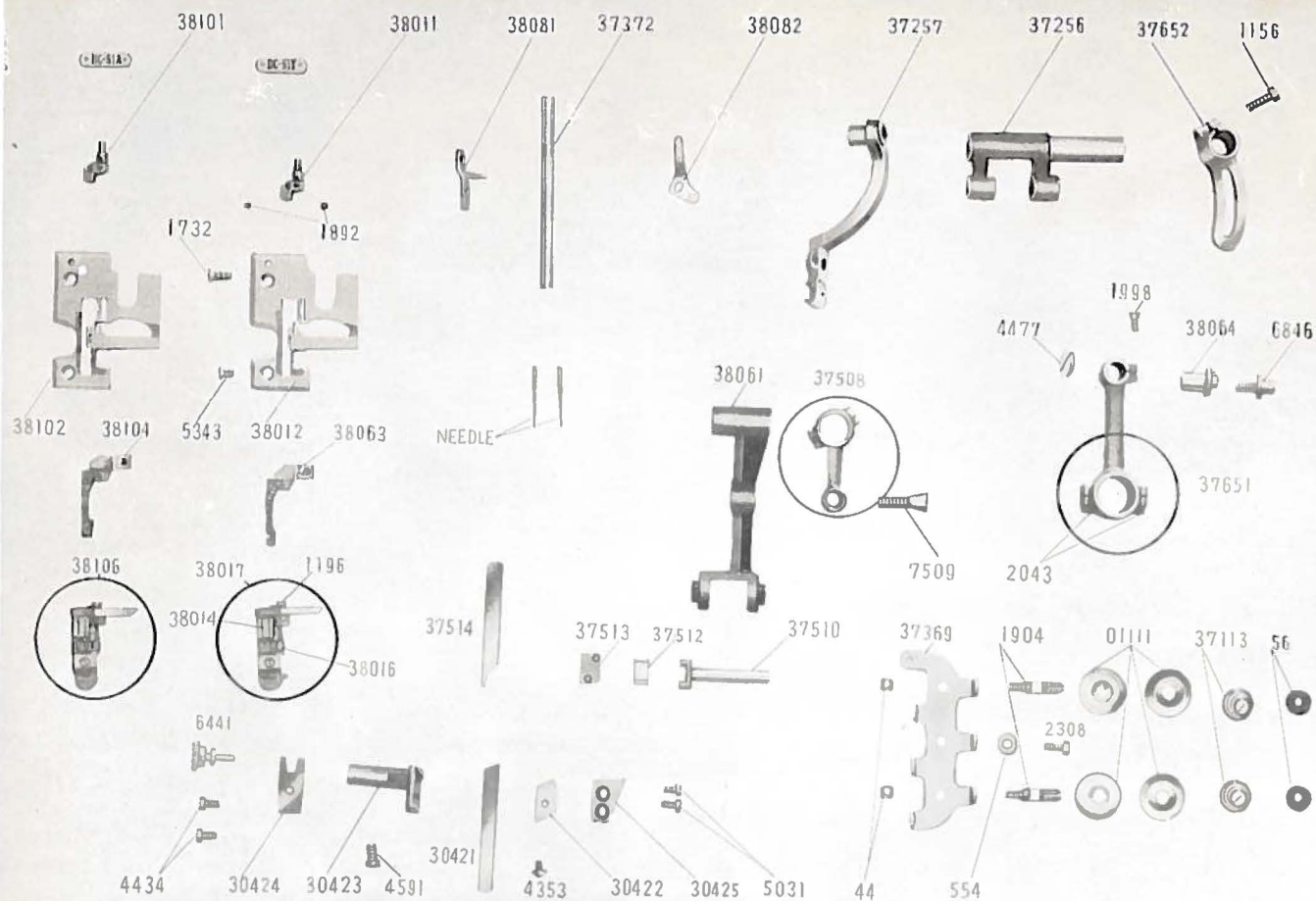
### SPECIALIZED PARTS FOR DC-51 (SEE PLATE No. 11)

#### Parts Nos: DESCRIPTION:

- 44 Tension (front looper thread) stud nut.
- 56 Tension (front & left hand looper thread) regulating thumb nut.
- 543 Tension (front looper thread) stud washer.
- 1111 Tension (front & left hand looper thread) disc.
- 1175 Frame back cover lock spring screw.
- 1326 Looper (front) driving connecting rod cover screw.
- Frame side cover (left) set screw.
- 1817 Tension (front & left hand looper thread) stud.
- 6231 Frame side cover (left) holding pin screw.
- 7609 Frame back cover bracket set screw.
- 37114 Tension (front & left hand looper thread) spring.
- 37609 Frame back cover bracket (right).
- 37610 Frame back cover bracket (left).

#### Parts Nos: DESCRIPTION:

- 37612 Frame back cover hinge pin.
- 38003 Frame side cover (left).
- 38006 Chip guard.
- 38007 Chip guard extension.
- 38008 Looper (front) driving connecting rod cover.
- 38009 Machine base.
- 38073 Tension (front looper thread) bracket.
- 38074 Tension (front looper thread) thread eyelet.
- 38093 Frame top cover.
- 38095 Frame back cover lock spring.
- 38096 Cloth plate complete set.
- 38097 Frame back cover complete set.



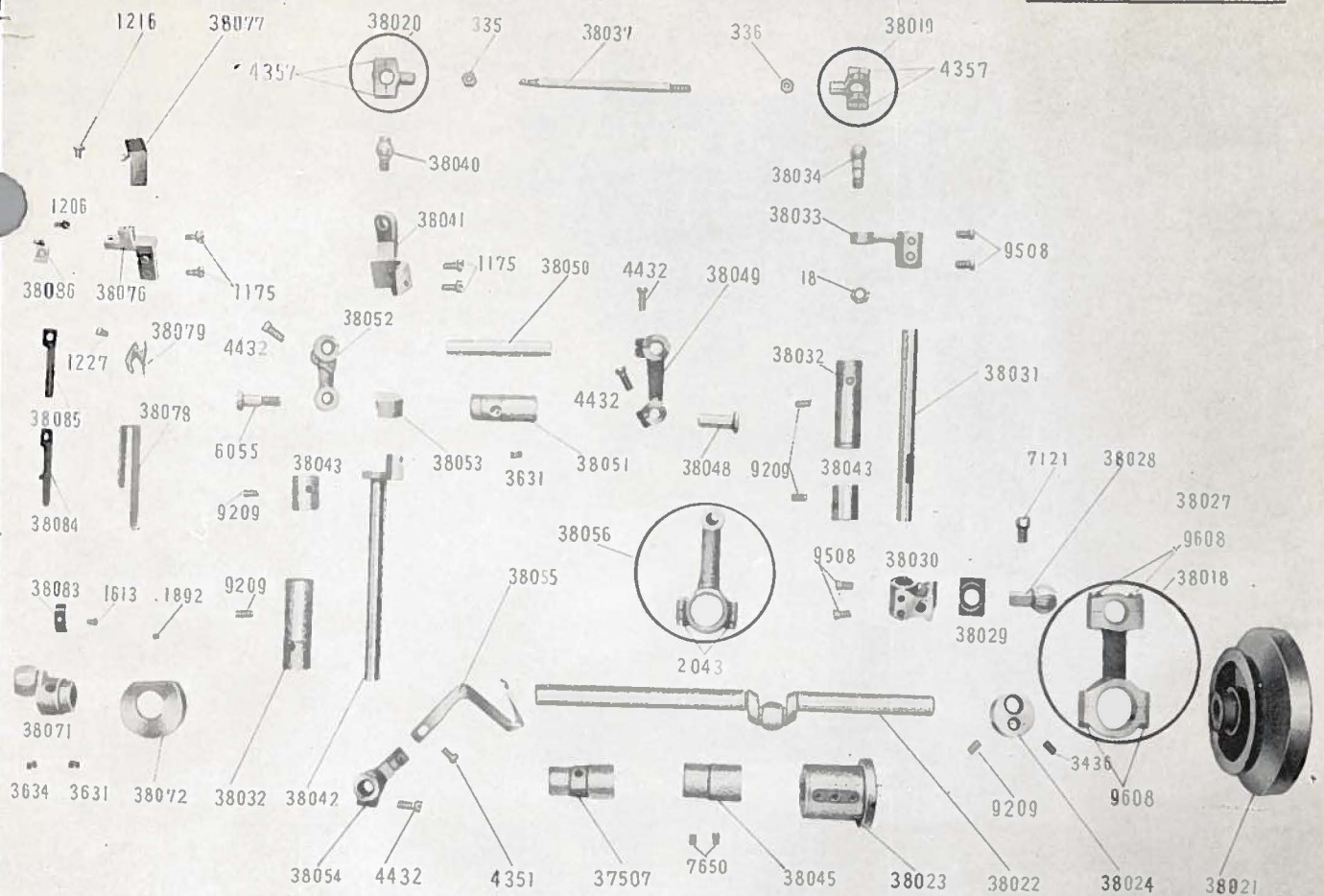
**SPECIALIZED PARTS FOR DC-51  
(SEE PLATE No. 12)**

**Parts Nos: DESCRIPTION:**

- 44 Tension (needle thread) stud nut.
- 56 Tension (needle thread) regulating thumb nut.
- 554 Tension (needle thread) thread guide plate screw washer.
- 1111 Tension (needle thread) disc.
- 1156 Feed regulator clamping screw.
- 1196 Presser foot spring (auxiliary) screw.
- 1732 Throat plate screw (back).
- 1892 Needle clamping screw.
- 1904 Tension (needle thread) stud.
- 1998 Feed connecting rod clamping screw.
- 2043 Feed connecting rod cap screw.
- 2308 Tension (needle thread) thread guide plate screw.
- 4353 Knife (stationary) position plate set screw.
- 4434 Knife (stationary) holder regulating plate set screw.
- 4477 Feed regulating screw stud set screw.
- 4591 Knife (stationary) holder set screw.
- 5031 Knife (stationary) holder stopper set screw.
- 5343 Throat plate screw (front).
- 6441 Knife (stationary) holder regulating thumb screw.
- 6846 Feed regulating screw stud adjusting screw.
- 7509 Knife (movable) lever connection hinge screw.
- 30421 Knife (stationary).
- 30422 Knife (stationary) holder position plate.
- 30423 Knife (stationary) holder.
- 30424 Knife (stationary) holder regulating plate.
- 30425 Knife (stationary) holder stopper.
- 37113 Tension (needle thread) spring.

**Parts Nos: DESCRIPTION:**

- 37256 Feed rock shaft.
- 37257 Feed bar.
- 37369 Tension (needle thread) thread guide plate.
- 37372 Needle bar.
- 37508 Knife (movable) lever connection complete.
- 37510 Knife (movable) holder.
- 37512 Knife (movable) gib.
- 37513 Knife (movable) holder cap.
- 37514 Knife (movable).
- 37651 Feed connecting rod complete set.
- 37652 Feed regulator.
- 38011 Needle clamp (for needle gauge 3/32")
- 38012 Throat plate (for needle gauge 3/32")
- 38014 Presser foot spring (auxiliary).
- 38016 Presser foot chaining-off finger.
- 38017 Presser foot complete set (for needle gauge 3/32")
- 38061 Knife (movable) lever.
- 38063 Feed dog (for needle gauge 3/32").
- 38064 Feed regulating screw stud.
- 38081 Needle bar thread retainer bracket.
- 38082 Thread (needle) take-up.
- 38101 Needle clamp (for needle gauge 1/8")
- 38102 Throat plate (for needle gauge 1/8")
- 38104 Feed dog (for needle gauge 1/8").
- 38106 Presser foot complete set (for needle gauge 1/8")
- Needle DC X 1 (for overlock stitch).
- Needle DM X 13 (for double chain stitch).






SPECIALIZED PARTS FOR DC-51  
(SEE PLATE No. 13)

Parts Nos: DESCRIPTION:

18	Looper (front) driving lever (right) ball stud nut.
335	Looper (front) driving connecting rod bar nut (left).
336	Looper (front) driving connecting rod bar nut (right).
1175	Looper (front) thread take-up staple bracket screw.
"	Looper (front) driving lever (right) screw.
1206	Looper (front) thread nipper spring thread eyelet screw.
1216	Looper (front) thread take-up staple spring screw.
1227	Looper (front) thread stripper screw.
1613	Looper (front) thread nipper spring lifter screw.
1892	Looper (front) thread take-up set screw.
2043	Looper (front) rocker connecting rod cap screw.
3436	Looper (front) driving eccentric set screw.
3631	Frame rotary shaft crank set screw.
"	Looper (front) rocker shaft bushing set screw.
3634	Frame rotary shaft crank position screw.
4351	Looper (front) set screw.
4357	Looper (front) driving connecting rod ball joint cap screw.
4432	Looper (front) lever clamping screw.
"	Looper (front) rocker connection clamping screw.
"	Looper (front) rocker connecting link clamping screw.
6055	Looper (front) rocker connecting link hinge screw.
7121	Looper (front) driving shaft ball connection ball stud set screw.
7650	Looper (front) rocker eccentric set screw.
9209	Looper (front) driving eccentric set screw.
"	Looper (front) driving shaft bushing set screw.
"	Looper (front) lever shaft bushing set screw.
9508	Looper (front) driving shaft ball connection set screw.
"	Looper (front) driving lever (right) set screw
9608	Looper (front) driving connecting rod cap screw.
37507	Feed lifting eccentric.
38018	Looper (front) driving connecting rod complete set.
38019	Looper (front) driving connecting rod ball joint (right) complete.
38020	Looper (front) driving connecting rod ball joint (left) complete.
38021	Balance wheel.
38022	Frame rotary shaft.

Parts Nos: DESCRIPTION:

38023	Frame rotary shaft flanged bushing.
38024	Looper (front) driving eccentric.
38028	Looper (front) driving shaft ball connection ball stud.
38029	Looper (front) driving shaft ball connection spacer.
38030	Looper (front) driving shaft ball connection.
38031	Looper (front) driving shaft.
38032	Looper (front) driving shaft bushing (long).
"	Looper (front) lever shaft bushing (long).
38033	Looper (front) driving lever (right).
38034	Looper (front) driving lever (right) ball stud.
38037	Looper (front) driving connecting rod bar.
38040	Looper (front) driving lever (left) ball stud.
38041	Looper (front) driving lever (left).
38042	Looper (front) lever shaft.
38043	Looper (front) driving shaft bushing (short).
"	Looper (front) lever shaft bushing (short).
38045	Looper (front) rocker eccentric.
38048	Looper (front) rocker connecting rod hinge stud.
38049	Looper (front) rocker connection.
38050	Looper (front) rocker shaft.
38051	Looper (front) rocker shaft bushing.
38052	Looper (front) rocker connecting link.
38053	Looper (front) rocker.
38054	Looper (front) lever.
38055	Looper (front)
38056	Looper (front) rocker connecting rod complete.
38071	Frame rotary shaft crank.
38072	Looper (front) thread take-up.
38076	Looper (front) thread take-up staple bracket.
38077	Looper (front) thread take-up staple spring.
38078	Looper (front) thread take-up staple.
38079	Looper (front) thread stripper
38083	Looper (front) thread nipper spring lifter.
38084	Looper (front) thread nipper spring (large).
38085	Looper (front) thread nipper spring (small).
38086	Looper (front) thread nipper spring thread eyelet.



DC STANDARD ACCESSORIES

Parts No.	Description:	DC-1,	DC-1H,	DC-2,	DC-3,	DC-3T,	DC-4,	DC-5,	DC-6,	DC-15,	DC-20H,	DC-51
1399	Knife (movable) holder cap screw.	2	2		2			2		2	2	2
6899	Wing screw for attaching machine.	1	1					1	1	1	1	1
6903	Wood screws for attaching Machine Base.	3	3	3	3	3	3	3	3	3	3	3
"	Wood screws for attaching Pedal.	2	2	2	2	2	2	2	2	2	2	2
"	Wood screws for attaching Thread stand.	3	3	3	3	3	3	3	3	3	3	3
30421	Knife (stationary)			1								1
37250	Cloth guide.			1								
37514	Knife (movable).		1	1			1	1			1	
37517	Knife (stationary).		1	1			1	1			1	1
37559	Knife (movable).	1			1			1		1		
37562	Knife (stationary).	1			1			1		1		
37710	Folder.					1						
37819	Machine cushion w/screw No. 1923	4	4	4	4	4	4	4	4	4	4	4
37900	Welt guide.	1										
37901	Screw driver (large).	1	1	1	1	1	1	1	1	1	1	1
37902	Screw driver (medium).	1	1	1	1	1	1	1	1	1	1	1
37903	Screw driver (small).	1	1	1	1	1	1	1	1	1	1	1
37904	Oiler.	1	1	1	1	1	1	1	1	1	1	1
37909	Tweezer.	1	1	1	1	1	1	1	1	1	1	1
37911	Pedal.	1	1	1	1	1	1	1	1	1	1	1
37912	Chain.	1	1	1	1	1	1	1	1	1	1	1
37913	Attachment box.	1	1	1	1	1	1	1	1	1	1	1
37915	Wrench.	1	1	1	1	1	1	1	1	1	1	1
37916	Allen wrench.	1	1	1	1	1	1	1	1	1	1	1
37920	Thread stand 3 spool type.	1	1	1				1				
37930	Welt guide.		1									
37936	Machine cover.	1	1	1	1	1	1	1	1	1	1	1
37960	Thread stand 5 spool type.									1	1	
37970	Thread stand 2 spool type.					1	1			1	1	
37990	Thread stand 4 spool type.											1
	Needle DC	10	10	10	10	10	10	10	10	10	10	10
	Needle DM X 13											10

From the library of Superior Sewing Machine & Supply LLC



# INDEX

Plate No.	Parts No.	Plate No.	Parts No.	Plate No.	Parts No.	Plate No.	Parts No.	Plate No.	Parts No.
2,3,4 & 13	18	7	4237	1	37104	3	37306	2 & 11	37610
2	31	13	4351	1	37105	3	37307	2 & 11	37612
2,4,10,11 & 12	44	12	4353	1	37106	3	37308	3	37648
1,10,11 & 12	56	13	4357	2	37107	3	37310	12	37651
6,7 & 9	62	13	4432	2	37108	3	37311	12	37652
2	119	12	4434	2	37109	8	37352	10	37732
1	144	4,6,7 & 9	4435	1,10 & 12	37113	8	37355	10	37734
4	169	12	4477	1 & 11	37114	8	37356	10	37735
13	335	12	4591	1	37116	8	37357	1	37819
13	336	12	5031	1	37117	8	37358	11	38003
11	543	12	5343	1	37118	8	37359	11	38006
1,4,10 & 12	554	13	6055	2	37120	8	37360	11	38007
4	555	11	6231	3	37121	8	37361	11	38008
4	1060	12	6441	2	37122	8	37362	11	38009
4	1084	12	6846	2	37123	10	37366	12	38011
2	1092	2 & 3	7120	2	37124	10	37368	12	38012
1,10,11 & 12	1111	3 & 13	7121	2	37125	10 & 12	37369	12	38014
2	1132	2	7128	2	37126	10	37370	12	38016
4 & 12	1156	7 & 9	7143	2	37127	10 & 12	37372	12	38017
2 & 3	1170	7 & 9	7275	2	37128	10	37373	13	38018
2	1174	7 & 9	7276	2	37129	10	37376	13	38019
1,4,11 & 13	1175	3	7302	3	37130	10	37382	13	38020
2	1186	2 & 3	7311	2	37132	10	37383	13	38021
2,3, & 12	1196	4	7405	2	37133	4	37402	13	38022
1 & 4	1202	5,10 & 12	7509	2	37134	4	37403	13	38023
4 & 13	1206	2	7564	2	37135	4	37404	13	38024
1,7,9 & 13	1216	11	7609	4	37140	4	37405	13	38028
1	1218	13	7650	4	37141	4	37406	13	38029
2	1222	13	9209	4	37143	1	37407	13	38030
2 & 13	1227	13	9508	4	37145	4	37408	13	38031
4 & 6	1228	13	9608	4	37146	3 & 4	37409	13	38032
3	1231	12	30421	4	37147	4	37410	13	38033
1 & 11	1326	12	30422	4	37160	4	37415	13	38034
2 & 4	1332	12	30423	4	37163	4	37416	13	38037
1	1333	12	30424	3	37201	4	37417	13	38040
3	1334	12	30425	3	37202	4	37418	13	38041
2	1399	1	37004	3	37203	4	37440	13	38042
3	1419	1	37005	3	37204	4	37442	13	38043
2	1435	1	37014	3	37206	4	37443	13	38045
3	1448	1	37015	3	37207	4	37446	13	38048
1,2, & 3	1457	1	37016	3	37208	4	37455	13	38049
2 & 13	1613	1	37020	3	37209	4	37456	13	38050
2	1616	1	37021	8	37252	5	37500	13	38051
1,2, & 12	1732	6,7 & 9	37053	3 & 8	37255	5 & 10	37502	13	38052
1 & 11	1817	6,7 & 9	37057	7,8,9 & 12	37256	5,6,9 & 10	37504	13	38053
2,12 & 13	1892	6,7 & 9	37058	7,8,9 & 12	37257	5	37505	13	38054
1,10 & 12	1904	6,7 & 9	37059	8	37258	5,10 & 13	37507	13	38055
1	1923	6,7 & 9	37060	8	37259	5,10 & 12	37508	13	38056
4 & 12	1998	6,7 & 9	37061	7 & 9	37262	5	37509	12	38061
3 & 4	2022	6,7 & 9	37062	7	37263	5,10 & 12	37510	12	38063
4,12 & 13	2043	6	37063	7 & 9	37264	5,6,7,9,10,12	37512	12	38064
2	2086	6,7 & 9	37064	7 & 9	37266	5,10 & 12	37513	13	38071
4	2127	6,7 & 9	37065	7	37268	5,6,7,9,10,12	37514	13	38072
4	2133	6	37068	7	37269	5 & 10	37515	11	38073
2 & 4	2213	6	37069	7 & 9	37270	5,6,7,9 & 10	37516	11	38074
4	2237	6	37070	7 & 9	37271	5,6,7,9 & 10	37517	13	38076
2 & 3	2242	6,7 & 9	37071	7 & 9	37272	3	37518	13	38077
4	2285	6,7 & 9	37072	7 & 9	37273	2	37550	13	38078
4,10 & 12	2308	6,7 & 9	37073	7 & 9	37274	2	37551	13	38079
3	2347	6	37075	7 & 9	37275	2 & 4	37552	12	38081
2 & 4	2366	6	37076	7 & 9	37276	2	37553	12	38082
4	2367	6	37077	7 & 9	37277	2	37554	13	38083
3	2368	6,7 & 9	37079	7	37278	2	37555	13	38084
2	2369	6,7 & 9	37080	7 & 9	37279	2	37556	13	38085
4	2370	6	37081	8	37282	2	37557	13	38086
4	2371	6,7 & 9	37082	8	37284	2	37558	11	38093
1	2419	6	37085	8	37285	2	37559	11	38095
4	2425	8	37091	9	37292	2	37560	11	38096
10	3311	8	37092	9	37293	2	37561	11	38097
13	3436	8	37093	3	37301	2	37562	12	38101
13	3631	1	37101	3	37302	2	37563	12	38102
13	3634	2	37102	3	37304	2	37564	12	38104
7	4236	1	37103	3	37305	2 & 11	37609	12	38106

